

HANDLING UNDERBODIES

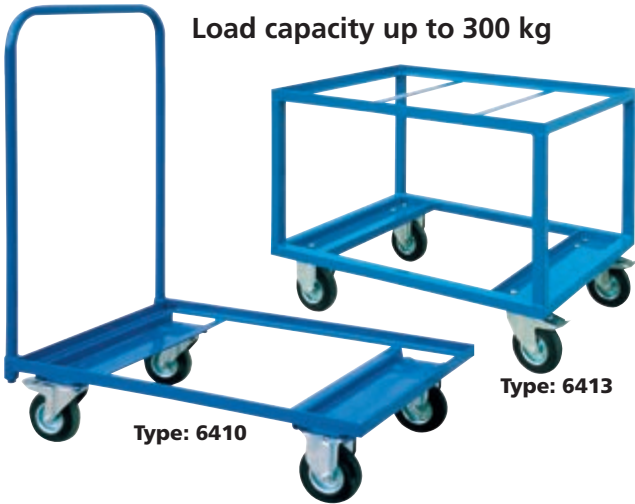


- They make handling of pallets or boxes easier.
- All underbodies are equipped with two fixed and two rotary braked wheels as standard.
- Elevated loading area ensures easier manipulation and higher safety of work.
- Underbodies in other versions can be delivered on request (other dimensions or surface finishes).



TYPE	LOADING AREA (mm)	LOAD CAPACITY (kg)	Ø WHEEL (mm)
6410	800 x 600 x 1,000	300	125
6413	800 x 600 x 600	300	125
6411	1,200 x 800 x 1,000	600	200
6414	1,200 x 800 x 600	600	200
6412	1,200 x 800 x 1,000	1,000	200
6415	1,200 x 800 x 600	1,000	200


Load capacity up to 300 kg



Type: 6410

Type: 6413


Load capacity up to 600 kg



Type: 6411

Type: 6414

Load capacity up to 1,000 kg



Type: 6412

Type: 6415