

WORKSHOP FURNITURE – ECONOMY

- Workshop furniture economic version.
- Arbitrary version can be assembled from individual parts.
- Stretchers and containers with drawers are mounted directly to the bottom part of the table work-top.



Work-top ECONOMY line

Type: 3655 – 750 x 1,500 mm

Type: 3656 – 750 x 2,000 mm


- Constructed of beech water-proof glued piedroit 25 mm thick.

Service trucks ECONOMY line

- Constructed as firm weldments from steel metal sheet 1 mm thick.
- Locking is solved by a cylindrical lock with central locking mechanism.
- Closure is equipped with blocking system against moving out of more drawers.
- Body max. load capacity is 150 kg. Drawers have ball guides enabling 100% extensions with load capacity 40 kg.


Containers with drawers and workshop cabinets ECONOMY with drawers

- Constructed as firm weldments from steel metal sheet 1 mm thick.
- Locking is solved by a cylindrical lock with central locking mechanism.
- Closure is equipped with blocking system against moving out of more drawers.








 Body max. load capacity is 250 kg, drawers have ball guides enabling 75% extensions with load capacity 40 kg.

Workshop cabinets ECONOMY line

- They are characterized for their sturdy structure from a quality steel metal sheet, reinforced perforated panelling of Q-SYSTEM side walls serving for tool holders attachment.
- Locking is solved by a cylindrical lock completed with safety point-to-point espagnolette mechanism.

 Body load capacity 500 kg, drawer load capacity 40 kg, shelf load capacity 40 kg, vertical adjustability of shelves 25 mm, and of drawers 32 mm.

Assemble the version at your convenience

	STRETCHERS		WORK-TOP		SERVICE TRUCK	CONTAINER WITH DRAWERS	CHEST OF DRAWERS	WORKSHOP CABINETS	
									
TYPE	3429	3655	3656	3654	3653	3652	3650	3651	
Nr. of drawers/shelves	-	-	-	6/0	5/0	8/0	0/4	3/3	
H x d x w (mm)	H = 810	750 x 1,500	750 x 2,000	931 x 500 x 620	810 x 600 x 620	1,000 x 600 x 620	1,800 x 600 x 620	1,800 x 600 x 620	