

# WARDROBES ON A BASE

**New design, high break-in resistance**

- High-quality welded structure.
- Effective ventilation system.
- High resistance to forced entry thanks to a door double-casing structure and door stop area preventing breaking in the door or cutting the lock bolt.
- Each section is lockable separately with a cylinder lock.
- Equipment: a shelf, rod for hangers, 3x hook.
- High-quality powder paint finish, carcass gray RAL 7035, door gray RAL 7035 or blue RAL 5012.
- Side holes for connecting into lines.
- It is possible to buy a safety rotary closure for a padlock in addition.



## Revolving closure

**Type: 4993**

Safety rotary closure for a padlock. After inserting a padlock the closure is uncaged and spins freely which prevents its forcible overwinding. The safety rotary closure is delivered without a padlock.

Stop area prevents from breaking the door inside and cutting the lock bolt.



Double-casing door – resistance comparable to three-point espagnolette lock.



Plastic hooks.



Venting in the shelf – air circulates from the floor through venting in the shelf up to air holes above the door.








Bottom venting – bottom is raised by 6–8 mm above the floor.



Venting above the door permits perfect air circulation.

## Cabinets

								
TYPE	4900	4901	4902	4903	4904	4905	4906	4907
H x w x d (mm)	1,800 x 500 x 500	1,800 x 500 x 500	1,800 x 600 x 500	1,800 x 600 x 500	1,800 x 750 x 500	1,800 x 750 x 500	1,800 x 900 x 500	1,800 x 900 x 500
Colour	gray	gray/blue	gray	gray/blue	gray	gray/blue	gray	gray/blue
Lock	cylindrical							
Price	-	-	-	-	-	-	-	-



Cylindrical lock with a key.