

PLATFORMS AND RAMPS



◀ Steel ramp (pair) for car

Type: 3776

- Made of tear-drop metal sheet.
- Galvanized finish.
- Equipped with holes for anchoring.
- Anchoring material is not a part of delivery.


Packing: 2 pcs (pair)

One ramp dimensions: 31 x 25 x 10 cm

📦 1,000 kg/pc,
for barriers up to the height: 10 cm




- Suitable also as a ramp for a wheelchair.



◀ Aluminium access ramp Type: 3777

- Doorsills, stairs and other barrier can be overcome easily by means of this ramp.
- Light and at the same time sturdy aluminium structure.
- Easy manipulation, a hole for grasping on the ramp side.
- Non-slip diamond-shaped surface.
- Aluminium sheet metal 3 up to 5 mm thick.
- To overcome barriers up to the height: 19–36 cm.

📦 6.5 kg 📏 80 x 80 cm 📦 200 kg



Aluminium cable bridge ▲

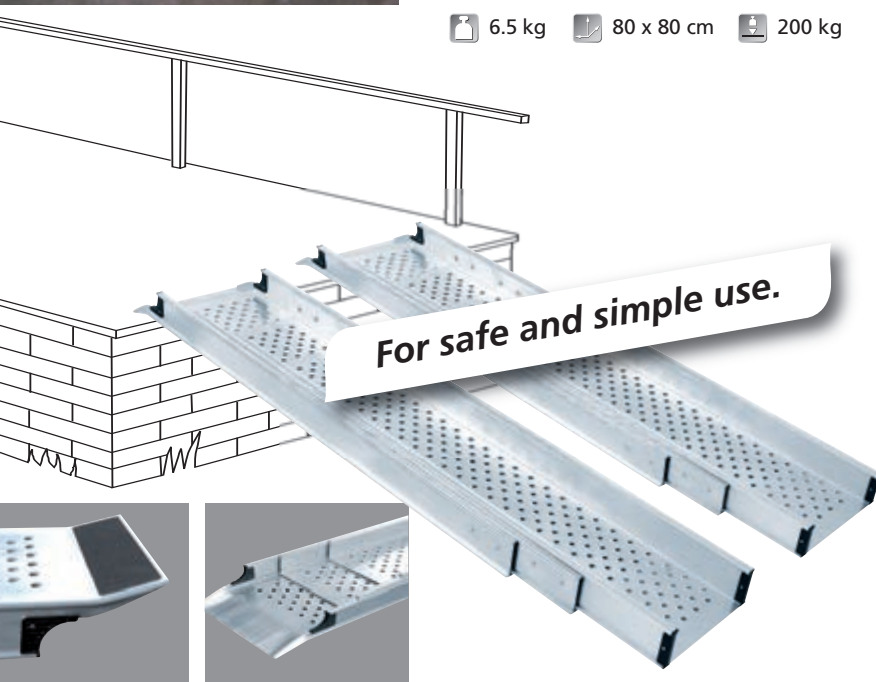
Type: 3778

- It protects cables and tubes from damage.
- It ensures safety and prevents stumbles.
- It is equipped with holes for permanent fastening to the floor.
- Light aluminium structure.

📦 5 kg

📏 80 x 28 x 6 cm

📦 200 kg



◀ Telescopic aluminium platform – one pair

Type: 3792–3794

- Ideal helper for overcoming barriers, making approach of all wheelchair types, scooters possibly other mobile vehicles easier.
- Firm light structure with maximum load capacity 500 kg helps to overcome demanding barriers. The platform is equipped with a unique antiskid surface and draining section.

TYPE	MAX. LENGTH (mm)	RAMP WIDTH (mm)	MAX. RECOMMENDED DROP (mm)	LOAD CAPACITY / PAIR (kg)	WEIGHT / PAIR (kg)
3792	1,180	236	200	500	3.4
3793	2,040	236	400	320	6.4
3794	2,900	236	600	260	9.0