








INSTRUMENT WHEELS



Traversing wheels with a higher loading capacity from 300 kg to 500 kg








- Aluminium wheel disc, rubber tyre, ball bearing.
- This type of wheels is usually used when the claims on loading capacity are high (containers, etc.).
- The type with rubber tyres is also suitable for uneven surfaces.

	TYPE	 (mm)	 (mm)	 (kg)	 (mm)	 (mm)	 (mm)	 (mm)	Construction
Fixed	6580	160	50	350	200	105 x 80	137 x 115	11	Metal
	6581	200	50	450	240	105 x 80	137 x 115	11	Metal
	6582	250	50	500	290	105 x 80	137 x 115	11	Metal
Rotary	6583	160	50	350	200	105 x 80	137 x 105	11	Metal
	6584	200	50	450	240	105 x 80	137 x 105	11	Metal
	6585	250	50	500	290	105 x 80	137 x 105	11	Metal
Rotary with brake	6586	160	50	350	200	105 x 80	137 x 105	11	Metal
	6587	200	50	450	240	105 x 80	137 x 105	11	Metal
	6588	250	50	500	290	105 x 80	137 x 105	11	Metal



Traversing wheels with bigger loading capacity from 700 kg to 800 kg

- Aluminium wheel disc, polyurethane tyre, ball bearing.
- The advantage of this type of wheel is its big loading capacity.
- Unsuitable for uneven surfaces.

	TYPE	 (mm)	 (mm)	 (kg)	 (mm)	 (mm)	 (mm)	 (mm)	Construction
Fixed	6589	160	50	800	200	105 x 80	137 x 115	11	Metal
	6590	200	50	800	240	105 x 80	137 x 115	11	Metal
	6591	250	55	800	290	105 x 80	137 x 115	11	Metal
Rotary	6592	160	50	800	200	105 x 80	137 x 105	11	Metal
	6593	200	50	800	240	105 x 80	137 x 105	11	Metal
	6594	250	55	800	290	105 x 80	137 x 105	11	Metal
Rotary with brake	6595	160	50	800	200	105 x 80	137 x 105	11	Metal
	6596	200	50	800	240	105 x 80	137 x 105	11	Metal
	6597	250	55	800	290	105 x 80	137 x 105	11	Metal