








# TRANSPORT WHEELS WITH A PLASTIC HUB









- There are the basic types of wheels listed in the offer: fixed, rotary, rotary with brake.
- Wheels are assembled from plastic disc with rubber tyre.
- Hardened galvanized steel fork.
- These wheels are an alternative to the wheels with a steel disc.
- They can be used in the same way as the wheels with a steel disc in a great range of handling machines.

	TYPE	 (mm)	 (mm)	 (kg)	 (mm)	 (mm)	 (mm)	 (mm)	Construction
Fixed	6340	80	35	70	108	80/77 x 60	103 x 85	9	Plastic
	6341	100	35	75	128	80/77 x 60	103 x 85	9	Plastic
	6342	125	37	100	155	80/77 x 60	103 x 85	9	Plastic
	6343	160	40	135	200	105 x 80/75	137 x 115	11	Plastic
	6344	200	50	205	240	105 x 80/75	137 x 115	11	Plastic
Rotary	6345	80	35	70	108	80/77 x 60	105 x 85	9	Plastic
	6346	100	35	75	128	80/77 x 60	105 x 85	9	Plastic
	6347	125	37	100	155	80/77 x 60	105 x 85	9	Plastic
	6348	160	40	135	200	105 x 80/75	137 x 105	11	Plastic
	6349	200	50	205	240	105 x 80/75	137 x 105	11	Plastic
Rotary with brake	6350	80	35	70	108	80/77 x 60	105 x 85	9	Plastic
	6351	100	35	75	128	80/77 x 60	105 x 85	9	Plastic
	6352	125	37	100	155	80/77 x 60	105 x 85	9	Plastic
	6353	160	40	135	200	105 x 80/75	137 x 105	11	Plastic
	6354	200	50	205	240	105 x 80/75	137 x 105	11	Plastic

# POLYAMIDE TRANSPORT WHEELS



- There are the basic types of wheels listed in the offer: fixed, rotary, rotary with brake.
- Wheels are assembled from polyamide wheel and galvanized steel fork.
- Wheels suitable for handling on a smooth surface.
- The advantage of this type is a bigger loading capacity.

	TYPE	 (mm)	 (mm)	 (kg)	 (mm)	 (mm)	 (mm)	Construction
Fixed	6355	80	34	200	108	80/77 x 60	103 x 85	Polyamide
	6356	100	36	200	128	80/77 x 60	103 x 85	Polyamide
	6357	125	40	275	155	80/77 x 60	103 x 85	Polyamide
	6358	160	40	350	200	105 x 80/75	137 x 115	Polyamide
	6359	200	46	350	240	105 x 80/75	137 x 115	Polyamide
Rotary	6360	80	34	200	108	80/77 x 60	105 x 85	Polyamide
	6361	100	36	200	128	80/77 x 60	105 x 85	Polyamide
	6362	125	40	275	155	80/77 x 60	105 x 85	Polyamide
	6363	160	40	350	200	105 x 80/75	137 x 105	Polyamide
	6364	200	46	350	240	105 x 80/75	137 x 105	Polyamide
Rotary with brake	6365	80	34	200	108	80/77 x 60	105 x 85	Polyamide
	6366	100	36	200	128	80/77 x 60	105 x 85	Polyamide
	6367	125	40	275	155	80/77 x 60	105 x 85	Polyamide
	6368	160	40	350	200	105 x 80/75	137 x 105	Polyamide
	6369	200	46	350	240	105 x 80/75	137 x 105	Polyamide